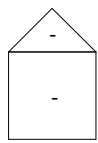
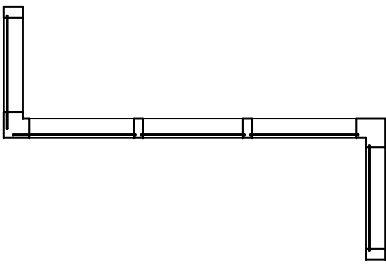
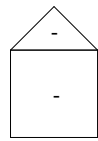
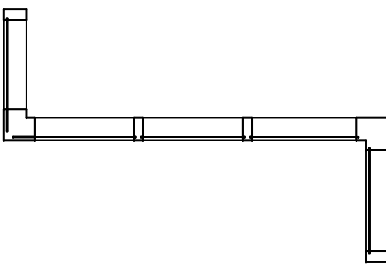


2 PREVIEW

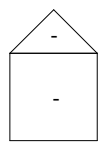

4" BACK MEMBER



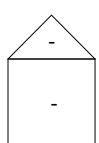
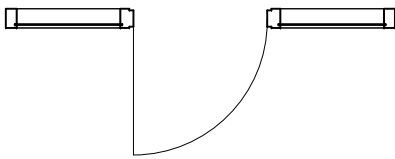
5" BACK MEMBER



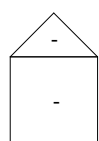
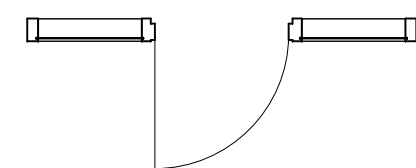
6" BACK MEMBER



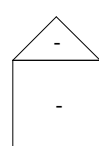
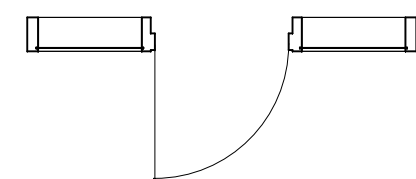
4" BACK MEMBER
CENTER HUNG DOOR



5" BACK MEMBER
CENTER HUNG DOOR



6" BACK MEMBER
CENTER HUNG DOOR



1 LEVEL 1
1/4" = 1'-0"

Revisions By:
Description 3250 SERIES CURTAIN WALL
Drawn by:
Date:
Scale:
File name:
Sheet