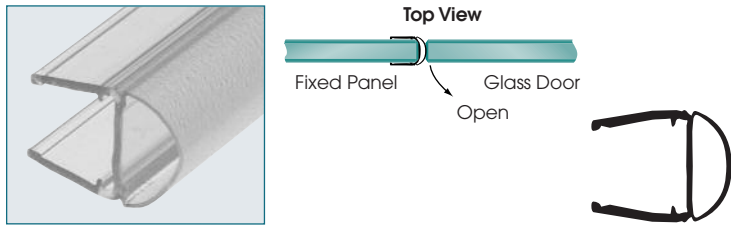


The following are Suggested Gaps (Clearances) when using CRL Wipes and Seals with CRL Frameless Shower Door Hardware.

These Suggested Gaps (Clearances) are GUIDELINES ONLY. Please contact us for any specific job applications you may want to ask about.

POLYCARBONATE 'U' WITH BULB ATTACHMENT

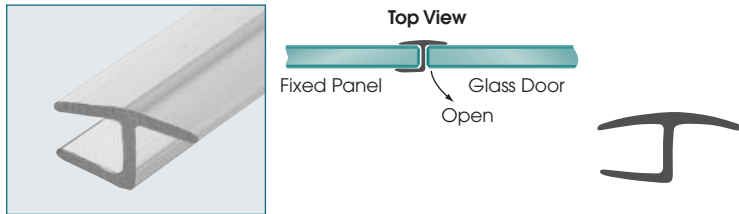


The Clear Polycarbonate 'U' With Bulb Attachment is a versatile seal that can be mounted to the edge of a door or panel for a variety of installation configurations. The soft Bulb portion of the Seal allows doors to swing both in and out of the enclosure if desired.

98" (2.49 M) STOCK LENGTHS

CAT. NO.	GLASS SIZE	SUGGESTED GAP
PCR10	3/8" (10 mm)	1/4" (6 mm)

POLYCARBONATE 'H' JAMB FOR 180°

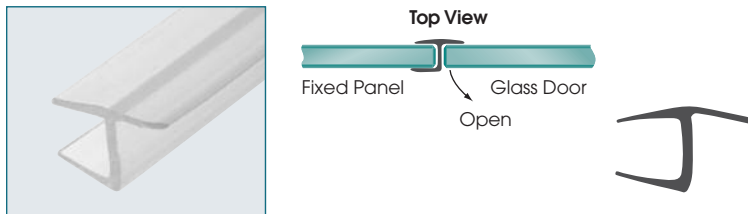


This Clear Polycarbonate 'H' Jamb is for use on 180° inline glass-to-glass applications. Snap onto the fixed panel with the lip on the strike side, or onto the door with the lip on the hinge side.

98" (2.49 M) STOCK LENGTHS

CAT. NO.	GLASS SIZE	SUGGESTED GAP
P140HJ	1/4" (6 mm)	3/16" (4.7 mm)
P516HJ	5/16" (8 mm)	3/16" (4.7 mm)
P380HJ	3/8" (10 mm)	3/16" (4.7 mm)
P120HJ	1/2" (12 mm)	3/16" (4.7 mm)

'Y' INLINE PANEL SEAL FOR 180°

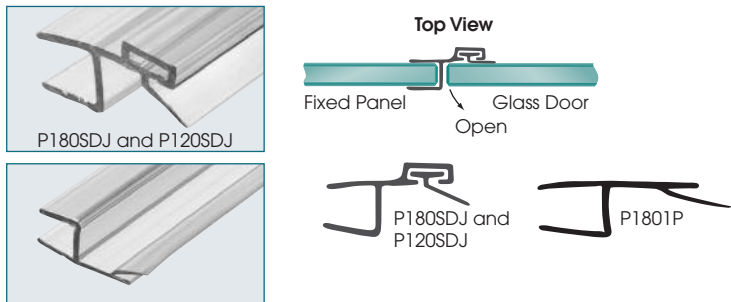


'Y' Inline Panel Seal is for use on 180° inline glass-to-glass applications. Snap onto the fixed panel with the lip on the strike side. 'U' portion PVC is rigid with single leg made of soft vinyl.

98" (2.49 M) STOCK LENGTHS

CAT. NO.	GLASS SIZE	SUGGESTED GAP
PCC8	5/16" (8 mm)	3/16" (4.7 mm)
PCC10	3/8" (10 mm)	3/16" (4.7 mm)
PCC12	1/2" (12 mm)	3/16" (4.7 mm)

POLYCARBONATE STRIKE AND DOOR JAMB FOR 180°

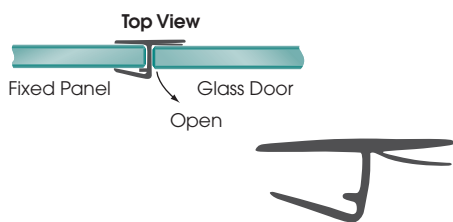



This Clear 180° Polycarbonate is snapped onto the fixed panel running inline with the door. P180SDJ and P120SDJ contain vinyl insert V600CSG. P1801P is all one piece.

98" (2.49 M) STOCK LENGTHS

CAT. NO.	GLASS SIZE	SUGGESTED GAP
P1801P	3/8" (10 mm)	3/16" (4.7 mm)
P180SDJ	3/8" (10 mm)	3/16" (4.7 mm)
P120SDJ	1/2" (12 mm)	3/16" (4.7 mm)

'Y' INLINE PANEL SEAL WITH VINYL FOR 180°

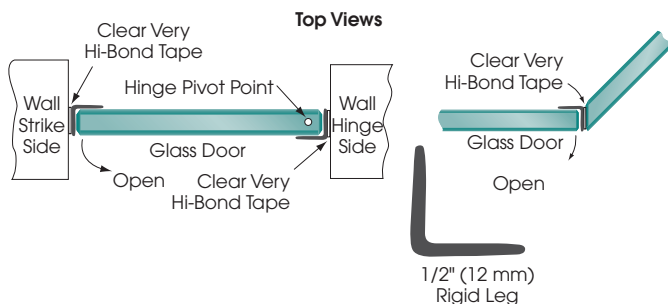



'Y' Inline Panel Seal is for use on 180° inline glass-to-glass applications. Snap onto the fixed panel with the lip on the strike side. Soft vinyl helps cushion door closure.

98" (2.49 M) STOCK LENGTHS

CAT. NO.	GLASS SIZE	SUGGESTED GAP
PCK8	5/16" (8 mm)	3/16" (4.7 mm)

MULTI-PURPOSE POLYCARBONATE STRIKE ANGLE JAMB




This Clear Polycarbonate Angle Jamb is used for both hinge and strike jambs. It can be adhered to the wall or a fixed panel using our Clear Very Hi-Bond Tape.

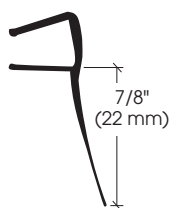
98" (2.49 M) STOCK LENGTHS

CAT. NO.	GLASS SIZE	SUGGESTED GAP
P12LJ	1/4" to 1/2" (6 to 12 mm)	3/16" (4.7 mm)

POLYCARBONATE 'U' WITH 90° VINYL FIN SEAL



- **Ideal for Use With Hydroslide Sliding System**

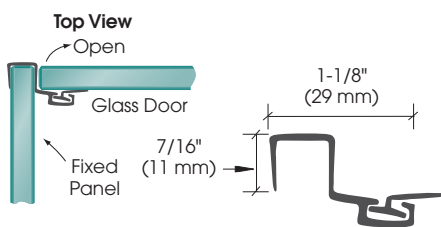



Multiple uses include applying to the sliding door or fixed panel of a Hydroslide Sliding Door System, or as a 90° seal for a fixed panel meeting a door at 90°.

98" (2.49 M) STOCK LENGTHS

CAT. NO.	GLASS SIZE	SUGGESTED GAP
PC0890	5/16" (8 mm)	13/16" (20 mm)
PC1090	3/8" (10 mm)	13/16" (20 mm)
PC1200	1/2" (12 mm)	7/8" (22 mm)

POLYCARBONATE 'U' WITH LEG AND SEAL FOR 90°



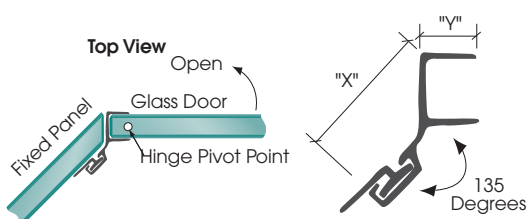
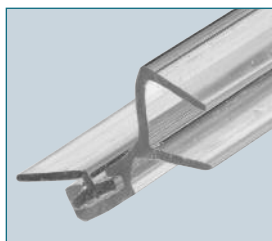
- **Vinyl Insert Included**

This Clear Polycarbonate is snapped onto the strike side fixed panel at a 90° angle from the door. Contains vinyl insert.

98" (2.49 M) STOCK LENGTHS

CAT. NO.	GLASS SIZE	SUGGESTED GAP
P090SJ	3/8" (10 mm)	3/16" (4.7 mm)

POLYCARBONATE DOOR JAMB FOR 135°



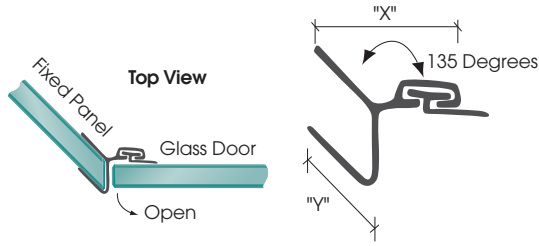
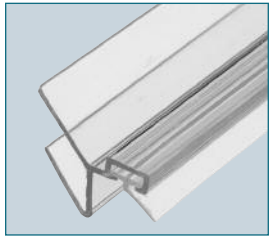
- **Vinyl Insert Included**

This Clear Polycarbonate is snapped onto the door on the hinge side to achieve a seal to the fixed panel in 135° neo-angle installations. Contains our V600CSG vinyl insert.

98" (2.49 M) STOCK LENGTHS

CAT. NO.	"X"	"Y"	GLASS SIZE	SUGGESTED GAP
P045DJ	1" (25 mm)	1-1/4" (32 mm)	5/16" (8 mm)	3/16" (4.7 mm)
P135DJ	3/8" (10 mm)	7/16" (11 mm)	3/8" (10 mm)	3/16" (4.7 mm)

POLYCARBONATE STRIKE JAMB FOR 135°



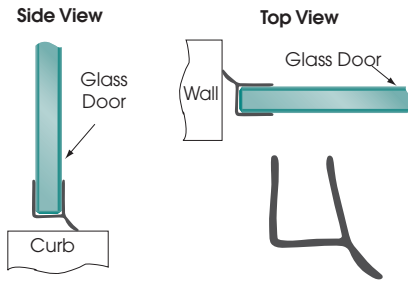

- **Vinyl Insert Included**

This clear Polycarbonate is snapped onto the fixed itered strike panel when using hinges in 135° neo-angle installations Contains our V600CSG vinyl insert.

98" (2.49 M) STOCK LENGTHS

CAT. NO.	"X"	"Y"	GLASS SIZE	SUGGESTED GAP
P045SJ	1" (25 mm)	5/8" (16 mm)	5/16" (8 mm)	3/16" (4.7 mm)
P135SJ	1-1/2" (38 mm)	1-1/8" (29 mm)	3/8" (10 mm)	3/16" (4.7 mm)

DUAL DUROMETER PVC SEAL AND WIPE



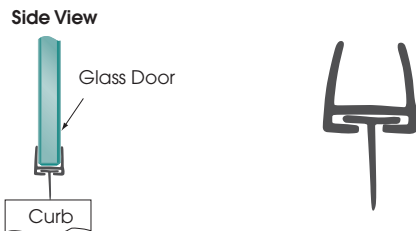

- **Can Be Used Two Ways**

This clear Dual Durometer PVC Seal and Wipe has two uses: Snap it on door bottom and the soft lip acts as a wipe; snap it on an overlapping bi-fold door and the soft lip acts as a seal.

98" (2.49 M) STOCK LENGTHS

CAT. NO.	GLASS SIZE	SUGGESTED GAP
P14WS	1/4" (6 mm)	3/16" (4.7 mm)
P770WS	5/16" (8 mm)	3/16" (4.7 mm)
P880WS	3/8" (10 mm)	1/4" (6 mm)
P120WS	1/2" (12 mm)	1/4" (6 mm)

POLYCARBONATE BOTTOM RAIL WITH WIPE



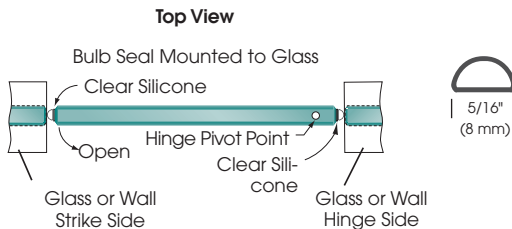
- **Vinyl Insert Included**

This Clear Polycarbonate Bottom Rail is snapped onto door bottom to achieve a seal. Bottom Rail includes our Cat. No. SDTW Translucent 'T' Wipe.

98" (2.49 M) STOCK LENGTHS

CAT. NO.	GLASS SIZE	SUGGESTED GAP	USING SDT980-THRESHOLD ALSO
P450BR	5/16" (8 mm)	7/16" (11 mm)	11/16" (17 mm)
P500BR	3/8" (10 mm)	7/16" (11 mm)	11/16" (17 mm)
P660BR	1/2" (12 mm)	7/16" (11 mm)	11/16" (17 mm)

TRANSLUCENT SILICONE BULB SEAL



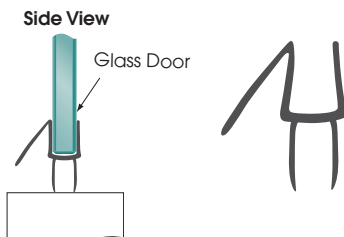

- **Adheres Using Silicone Only (Not Very Hi-Bond Tape)**

Translucent Silicone Bulb Seal can be used on inswing or outswing doors to close gaps from 1/16" (1.6 mm) to 3/16" (4.7 mm). Adhere flat base to glass edge or wall using only our Clear Silicone. Minimum order is five lengths.

98" (2.49 M) STOCK LENGTHS

CAT. NO.	MAXIMUM GAP
S1LB	3/16" (4.7 mm)

CO-EXTRUDED CLEAR BOTTOM WIPE WITH DRIP RAIL




The Clear Bottom Wipe With Drip Rail snaps onto bottom of door. Soft wipes on bottom create a water resistant seal. 45° Drip Rail sheds water back into the shower stall.

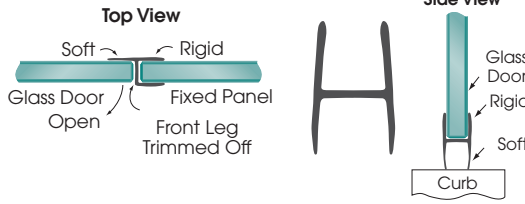
98" (2.49 M) STOCK LENGTHS

CAT. NO.	GLASS SIZE	SUGGESTED GAP	USING SDT980-THRESHOLD ALSO
P914WS	1/4" (6 mm)	3/8" (10 mm)	5/8" (16 mm)
P956WS	5/16" (8 mm)	3/8" (10 mm)	5/8" (16 mm)
P990WS	3/8" (10 mm)	7/16" (11 mm)	11/16" (17 mm)
P912WS	1/2" (12 mm)	7/16" (11 mm)	11/16" (17 mm)

MULTI-PURPOSE 'H' WIPE WITH "EXTRA SOFT" TWIN LEGS



- **Very Soft Twin Legs Seal While Providing Quieter Door Closure**




Our NEW Multi-Purpose 'H' Wipe With "Extra Soft" Twin Legs acts as a versatile seal that can be used either on the side or bottom of a door. Because of the very soft dual legs, quieter door closure can be expected, as opposed to closing into harder plastic seals. It is also easy to trim the very soft legs to accommodate your particular application.

98" (2.49 M) STOCK LENGTHS

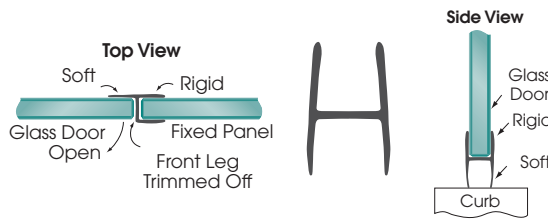
CAT. NO.	GLASS SIZE	*SUGGESTED GAP	*USING SDT980-THRESHOLD ALSO
P375HWS	3/8" (10 mm)	5/16" (8 mm)	9/16" (14 mm)

*Suggested gap shown is when used on bottom of door.

MULTI-PURPOSE 'H' WIPE



- **Now Available for 1/2" (12 mm) Glass**



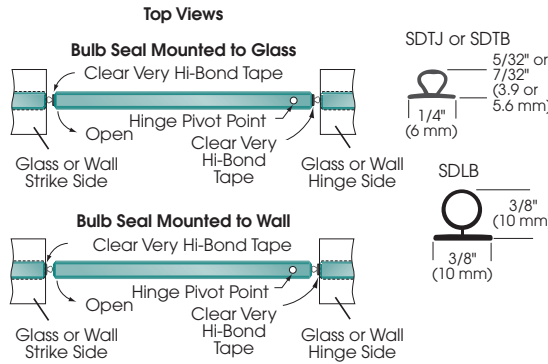

Versatile Multi-Purpose 'H' Wipe has two rigid legs and two soft legs. It can be used as a bottom sweep, or as a seal if run vertically up the edge of the door. One or both soft can be trimmed to accommodate many installation options.

98" (2.49 M) STOCK LENGTHS

CAT. NO.	GLASS SIZE	*SUGGESTED GAP	*USING SDT980-THRESHOLD ALSO
P250HW	1/4" (6 mm)	5/16" (8 mm)	9/16" (14 mm)
P312HW	5/16" (8 mm)	5/16" (8 mm)	9/16" (14 mm)
P375HW	3/8" (10 mm)	5/16" (8 mm)	9/16" (14 mm)
P500HW	1/2" (12 mm)	5/16" (8 mm)	9/16" (14 mm)

*Suggested gap shown is when used on bottom of door.

CLEAR POLYCARBONATES, VINYL SEALS, AND EDGE WIPES



- **Available in Three Sizes**

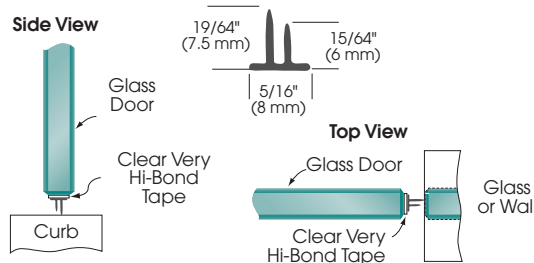


Translucent Vinyl Bulb Seal can be used on inswing or outswing doors. Cat. No. SDTB closes gaps from 5/32" (4 mm) to 7/32" (5.6 mm). Cat. No. SDTJ closes gaps from 1/8" (3 mm) to 5/32" (4 mm). Cat. No. SDLB closes gaps from 3/16" (5 mm) to 3/8" (10 mm). Adhere rigid flat base to glass edge or wall using our Clear Very Hi-Bond Tape. Minimum order is five lengths.

98" (2.49 M) STOCK LENGTHS

WITHOUT PRE-APPLIED TAPE CAT. NO.	WITH PRE-APPLIED TAPE CAT. NO.	MAXIMUM GAP
SDTJ	SDTJT2	5/32" (4 mm)
SDTB	SDTBT2	7/32" (5.6 mm)
SDLB	-	3/8" (10 mm)

TRANSLUCENT VINYL "DOUBLE FIN" SEAL



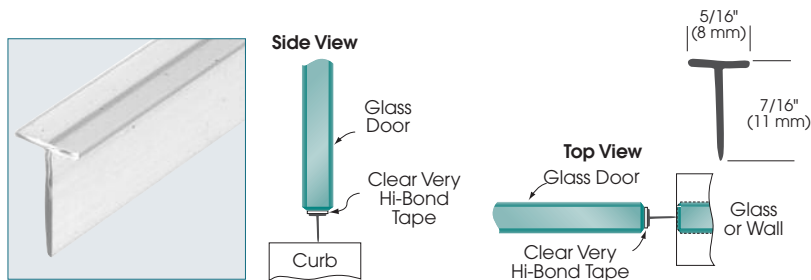
- **A Best Seller**

Translucent "Double Fin" Seal can be used for inswing or outswing doors. The two different size fins allow the installer a choice of seal lengths. Use as is, or simply trim the legs as necessary. Adhere 5/16" (8 mm) rigid base to glass edge or wall using our Clear Very Hi-Bond Tape. Minimum order is five lengths.

98" (2.49 M) STOCK LENGTHS

WITHOUT PRE-APPLIED TAPE CAT. NO.	WITH PRE-APPLIED TAPE CAT. NO.	MAXIMUM GAP
SDTDF	SDTDF2	5/16" (8 mm)

TRANSLUCENT VINYL EDGE 'T' WIPE



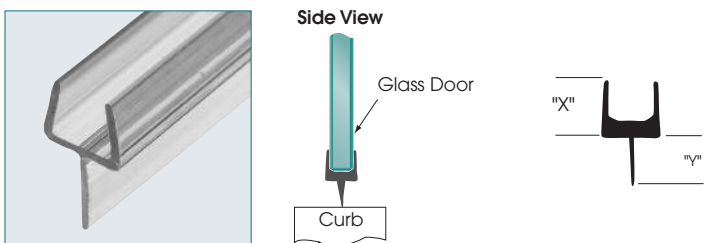
• Very Popular Single Leg Seal

Translucent 'T' shaped Edge Wipe can be used on inswing or outswing doors. Closes gaps up to 7/16" (11 mm), and can be trimmed for smaller gaps. Adhere 5/16" (8 mm) rigid base to glass edge or wall using our Clear Very Hi-Bond Tape. Minimum order is five lengths.

98" (2.49 M) STOCK LENGTHS

WITHOUT PRE-APPLIED TAPE CAT. NO.	WITH PRE-APPLIED TAPE CAT. NO.	MAXIMUM GAP
SDTW	SDTWT2	7/16" (11 mm)

ONE-PIECE BOTTOM RAIL WITH CLEAR WIPE • Single-Piece Bottom Sweep

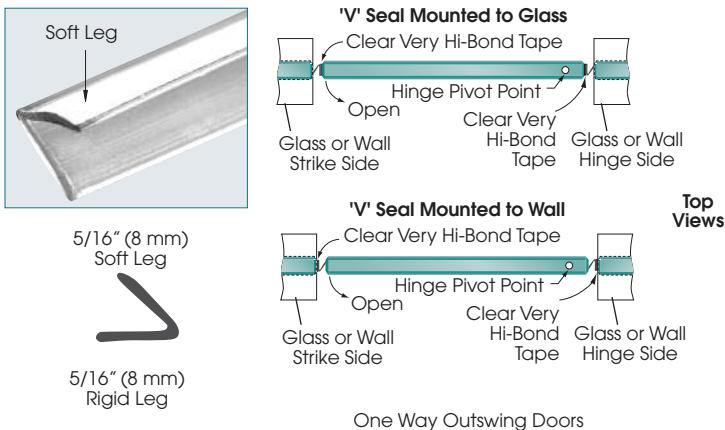


This ultra clear One-Piece Bottom Rail is snapped on the bottom of the door to achieve a seal. Because it is a single-piece sweep, it means the vinyl seal that hangs down from the sweep will firmly direct the water back into the shower enclosure.

98" (2.49 M) STOCK LENGTHS

CAT. NO.	"X"	"Y"	GLASS SIZE	SUGGESTED GAP
P501BR	7/16" (11 mm)	7/16" (11 mm)	3/8" (10 mm)	7/16" (11 mm)
P661BR	1/2" (12 mm)	7/16" (11 mm)	1/2" (12 mm)	7/16" (11 mm)

TRANSLUCENT VINYL 'V' SEAL



• Seals Gaps From 3/16" (5 mm) to 1/4" (6 mm)

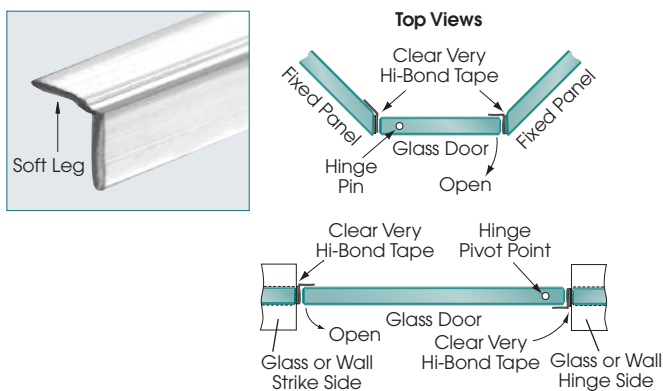
Translucent 'V' Seals are used only on doors swinging one way to seal gaps from 3/16" (5 mm) to 1/4" (6 mm). Adhere 5/16" (8 mm) rigid leg to glass edge or wall using our Clear Very Hi-Bond Tape. Door closes into soft vinyl leg.

MINIMUM ORDER IS FIVE 98" (2.49 M) STOCK LENGTHS

WITHOUT PRE-APPLIED TAPE CAT. NO.	WITH PRE-APPLIED TAPE CAT. NO.	MAXIMUM GAP
SDTS	SDTST2	1/4" (6 mm)

One Way Outswing Doors

TRANSLUCENT VINYL 'L' SEALS



CAT. NO. SDTNL

5/16" (8 mm) Soft Leg

5/16" (8 mm) Rigid Leg

CAT. NO. SDTL

3/8" (10 mm) Soft Leg

5/16" (8 mm) Rigid Leg

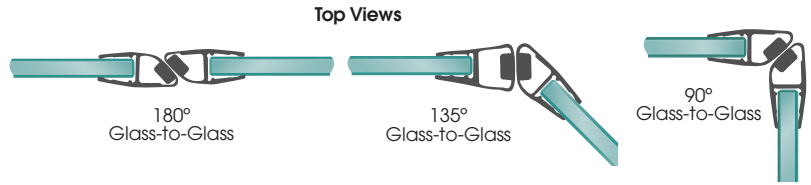

Translucent 'L' Seals are offered in two sizes and rigidity. They should be used on outswing doors only, and can be used on both hinge and strike side jambs. Cat. No. SDTNL has a slightly softer and shorter sealing leg than Cat. No. SDTL. Use our Clear Very Hi-Bond Tape to apply the rigid leg of the "L" Seal to the surface. The soft leg of the "L" will act as a seal, allowing for a quiet and forgiving door closure.

MINIMUM ORDER IS FIVE 98" (2.49 M) STOCK LENGTHS

WITHOUT PRE-APPLIED TAPE CAT. NO.	WITH PRE-APPLIED TAPE CAT. NO.	MAXIMUM GAP
SDTNL	SDTNLT2	5/16" (8 mm)
SDTL	SDTLT2	3/8" (10 mm)

MAGNETIC PROFILES

- Provide Positive Door Closure
- Mix and Match Configurations to Achieve Desired Result
- Made of Co-Extruded Plastic With Soft Magnetic Receiver
- Models for 1/4" (6 mm) to 1/2" (12 mm) Thick Glass



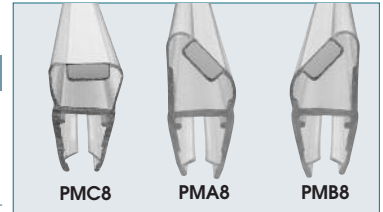
98 (2.49 M) STOCK LENGTHS

CAT. NO.	FITS GLASS THICKNESSES	*SUGGESTED GAP
PMA8	1/4" to 5/16" (6 to 8 mm)	7/16" (11 mm)
PMB8	1/4" to 5/16" (6 to 8 mm)	7/16" (11 mm)
PMC8	1/4" to 5/16" (6 to 8 mm)	7/16" (11 mm)
PMA10	3/8" to 1/2" (10 to 12 mm)	7/16" (11 mm)
PMB10	3/8" to 1/2" (10 to 12 mm)	7/16" (11 mm)
PMC10	3/8" to 1/2" (10 to 12 mm)	7/16" (11 mm)

*Suggested gap for 1 piece only. Used together would be 7/8" (22 mm).


FOR 1/4" (6 MM) TO 5/16" (8 MM) THICK GLASS

ANGLE PROFILES REQUIRED	NOTES
180° PMA8 + PMA8	Door swings in one direction only
180° PMC8 + PMC8	Door swings in both directions
135° PMA8 + PMC8	Door swings out only
90° PMA8 + PMB8	Reverse for polarity-door swings out only



FOR 3/8" (10 MM) TO 1/2" (12 MM) THICK GLASS

ANGLE PROFILES REQUIRED	NOTES
180° PMA10 + PMA10	Door swings in one direction only
180° PMC10 + PMC10	Door swings in both directions
135° PMA10 + PMC10	Door swings out only
90° PMA10 + PMB10	Reverse for polarity-door swings out only



AVDB3078_10/14